

CUSTOM SHELF ORDER FORM

SEND TO: AllPoints Foodservice Parts & Supplies

PHONE: 800-332-2500 • FAX: 800-227-1511 • E-MAIL: Orders@AllPointsFPS.com

Company Name _____ Date _____

Account Number _____ P.O. Number _____

Contact Name _____ Contact Phone Number _____

Contact E-Mail _____

SHIP TO:

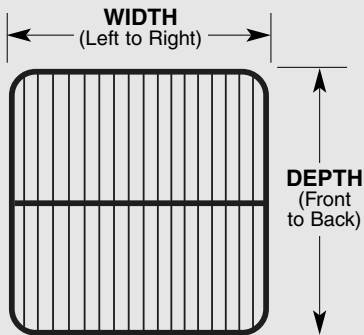
Company Name _____ Attn: _____

Address _____

City/State/Zip _____ Country _____

Please Call Me With a Quote

See reverse side for custom shelf options



FINISH USAGES

Nickel: Dry Storage, Ovens, Ranges, Broilers, Fryers

Chrome: Dry Storage

Epoxy Coated: Refrigerators, Freezers

Stainless Steel: All of the above

Standard-Duty Shelves ($\frac{5}{16}$ Frame, $\frac{1}{8}$ Cross Wires, $\frac{3}{4}$ Spacing)

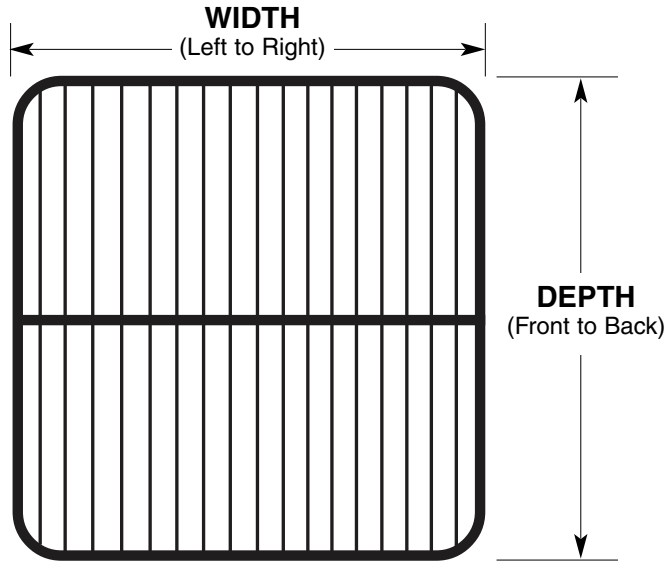
Finish	Measurements		Flat Shelf Only	With Options (see Options on back)	Quantity	Order No.
	Width (Left to Right)	Depth (Front to Back)				
Nickel Plated			<input type="checkbox"/>	<input type="checkbox"/>		90-1006
Chrome Plated			<input type="checkbox"/>	<input type="checkbox"/>		90-1007
Stainless Steel			<input type="checkbox"/>	<input type="checkbox"/>		90-1009
Grey Epoxy			<input type="checkbox"/>	<input type="checkbox"/>		90-1008
White Epoxy			<input type="checkbox"/>	<input type="checkbox"/>		90-1010
Silver Epoxy			<input type="checkbox"/>	<input type="checkbox"/>		90-1011
Light Blue Epoxy			<input type="checkbox"/>	<input type="checkbox"/>		90-1013

Heavy-Duty Shelves ($\frac{3}{8}$ Frame, $\frac{3}{16}$ Cross Wires, $\frac{3}{4}$ Spacing)

Finish	Measurements		Flat Shelf Only	With Options (see Options on back)	Quantity	Order No.
	Width (Left to Right)	Depth (Front to Back)				
Nickel Plated			<input type="checkbox"/>	<input type="checkbox"/>		90-1014
Chrome Plated			<input type="checkbox"/>	<input type="checkbox"/>		90-1015
Stainless Steel			<input type="checkbox"/>	<input type="checkbox"/>		90-1017
Grey Epoxy			<input type="checkbox"/>	<input type="checkbox"/>		90-1016
White Epoxy			<input type="checkbox"/>	<input type="checkbox"/>		90-1018
Silver Epoxy			<input type="checkbox"/>	<input type="checkbox"/>		90-1019
Light Blue Epoxy			<input type="checkbox"/>	<input type="checkbox"/>		90-1021

CUSTOM SHELVES ARE MADE TO ORDER AND ARE NOT RETURNABLE

CUSTOM SHELF OPTIONS



Check options needed:

Cut-outs – Indicate location, shape and dimensions on drawing above

1/2 Ball Feet

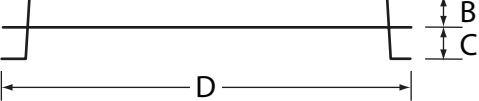
“U” Feet (standard height = 3/4)

Specify height _____


Lip – on width/left to right direction (standard height = 1)

Specify height _____ 

Backstop (specify dimensions)

A _____ B _____ 
 C _____ D _____

Extensions

Specify length _____ 

Crosswire Spacing: 1 1/2

Extra Support Bar (Recommended on shelves over 36)

Bridge (Under center bar) 

Special Instructions _____

To order a shelf with **other** options, you must include specific instructions and a detailed sketch